

Compact isolator for indoor use

Conform IEC 62271-102


EME type MI-UI

*U_r: 3,6 - 36 kV


*I_r: 400 - 2500 A

*I_k: 12,5 - 50 kA/1s


* Other values available on demand!



MI-UI 12kV 630A



MI-UI 17,5kV 630A
with creepage distance 420mm



MI-UI 36kV 2500A + Motor D

MAIN FEATURES

The one pole disconnecter MI-UI has following features:

- Disconnecter with 2 positions: Closed - open
- Mechanical endurance class M0; 1000 C-O (close-open cycles)
- On demand : mounting of switch possible in each position

ACCESSORIES (See also BR080 for more information)

- Beside standard execution, other types of auxiliary contacts available:
 - Heavy DC-currents
 - Very low currents (e.g. PLC-applications)
 - Positively driven contacts (IEC 60947-5-1)
 - IP67 execution
- Electro-mechanical interlock (100% ED) standard in several supply voltages:
 - 24, 110-125, 205-220 VDC
 - 230 VAC
 - Standard execution = interlocking without voltage supply
- Standard motor drives available, type D, L (see BR924) or H (see BR925) in several supply voltages:
 - 24, 110, 125, 220 VDC
 - 230, 3x400 VAC
 - Control system standard included and mounted on the disconnecter
 - Manual emergency lever included
- Shaft extensions and removable operating levers for manual disconnectors
- Key or padlock interlock
- Insulators with higher creepage distance



Electro Mechanic Equipment nv-sa
Zuurbemde 51
3380 Glabbeek (Belgium)

www.eme.be thv@eme.be

☎ +32 (0)16 77 23 00 📠 +32 (0)16 77 89 03
BTW-VAT-TVA : BE 0415.742.790